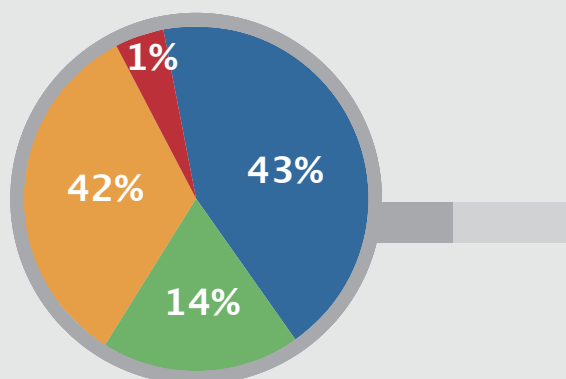


ENLACE USA 2011 ANNUAL REPORT - FINANCIAL INFORMATION

ENLACE USA Revenue	2011 Revenue		2010 Revenue	
Churches	\$ 708,288	43.1%	\$ 545,062	33.2%
Individuals	\$ 222,778	13.6%	\$ 286,898	17.5%
Foundations	\$ 688,039	41.9%	\$ 511,380	31.2%
Corporations	\$ 9,539	0.6%	\$ 9,100	0.6%
Other	\$ 13,005	0.8%	\$ 0	0.0%
Total	\$ 1,641,649	100.0%	\$ 1,352,440	82.4%

ENLACE USA Revenue

- Churches
- Individuals
- Foundations
- Corporations
- Other

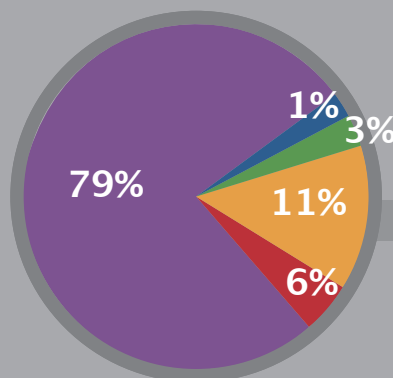


ENLACE USA Expenditures	2011 Expenses		2010 Expenses	
Administration	\$ 24,260	1.5%	\$ 27,872	1.7%
Fundraising	\$ 46,308	2.8%	\$ 36,323	2.2%
US Programs	\$ 174,375	10.5%	\$ 70,669	4.3%
Missionary Volunteers	\$ 106,370	6.4%	\$ 122,391	7.4%
Foreign Programs & Projects	\$ 1,305,935	78.8%	\$ 1,092,075	65.9%
Total	\$ 1,657,248	100.0%	\$ 1,349,330	81.4%

Net Ingresos and Egresos	\$ (15,599)	\$ 3,110
Fixed Asset Purchases	\$ 0	\$ 0

ENLACE USA Expenditures

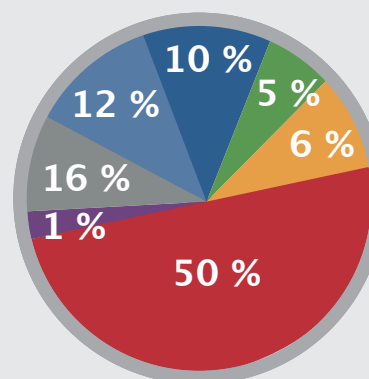
- Administration
- Fundraising
- US Programs
- Missionary Volunteers
- Foreign Programs



EUS Foreign P&P Disbursements	2011	
	\$\$	%
church & community coaching	\$ 130,606	10.0%
emergency relief & special projects	\$ 67,646	5.2%
home gardens & economic development	\$ 82,890	6.3%
housing, bridges & roads	\$ 651,896	50.0%
research & development	\$ 8,445	0.6%
support services	\$ 203,464	15.6%
water, sanitation, clinics and eco-stoves	\$ 160,988	12.3%
Total	\$ 1,305,935	100.0%

ENLACE USA Foreign Projects and Program Disbursements

- church & community coaching
- emergency relief & special projects
- home gardens & economic development
- housing, bridges & roads
- research & development
- support services
- water, sanitation, clinics and eco-stoves



EUS Statement of Financial Position	ENLACE USA		
	2011	2010	Difference
cash and cash equivalents	\$203,090	\$76,898	\$126,192
receivables	\$3,730	\$4,183	(\$453)
fixed assets	\$937	\$3,770	(\$2,833)
prepaid expenses	\$2,076	\$0	\$2,076
total assets	\$209,833	\$84,851	\$124,982
payables	\$0	\$2,000	(\$2,000)
donations payable	\$198,082	\$55,502	\$142,580
unrestricted & temporarily restricted	\$11,751	\$27,349	(\$15,598)
total liabilities and net assets	\$209,833	\$84,851	\$124,982

ENLACE EL SALVADOR 2011 ANNUAL REPORT - FINANCIAL INFORMATION

ENLACE El Salvador Revenue	2011 Revenue	
ENLACE USA	\$ 1,139,197	85.0%
Other Foreign Sources	\$ 47,273	3.5%
Local Sources	\$ 90,591	6.8%
Team Labor	\$ 53,312	4.0%
Gifts-In-Kind	\$ 9,283	0.7%
Total	\$ 1,339,656	100.0%

ENLACE El Salvador Disbursements	2011 Disbursements	
Support Services	\$ 197,550	15.6%
Church & Community	\$ 145,156	11.4%
Research & Development	\$ 18,004	1.4%
Economic Development	\$ 62,163	4.9%
Infrastructure Initiatives	\$ 607,822	47.8%
Healthy Communities	\$ 158,718	12.5%
Project Milagro	\$ 11,845	0.9%
Special Projects	\$ 69,064	5.4%
Total	\$ 1,270,322	100.0%

Net Ingresos and Egresos \$ 69,334

Statement of Financial Position	ENLACE ES		
	2011	2010	Difference
cash and cash equivalents	\$ 345,342	\$ 419,683	\$ (74,341)
grants receivable	\$ 0	\$ 0	\$ 0
accounts receivable	\$ 177,829	\$ 52,678	\$ 125,151
prepaid expenses	\$ 45,070	\$ 24,307	\$ 20,763
Inventory	\$ 0	\$ 0	\$ 0
property	\$ 739,130	\$ 463,627	\$ 275,503
other fixed assets	\$ 112,072	\$ 139,515	\$ (27,443)
projects and programs in process	\$ 238,699	\$ 241,416	\$ (2,717)
total assets	\$ 1,658,142	\$ 1,341,226	\$ 316,916
accounts payable	\$ 18,180	\$ 18,019	\$ 161
accrued expenses	\$ 0	\$ 0	\$ 0
loans payable	\$ 0	\$ 0	\$ 0
unrestricted & temporary restricted	\$ 1,639,962	\$ 1,323,207	\$ 316,755
total liabilities and net assets	\$ 1,658,142	\$ 1,341,226	\$ 316,916