

ENLACE ES 2010 ANNUAL REPORT - FINANCIAL INFORMATION

WIP UPADATED: 11-Mar-11

| EES | | |
|-----------------------|---------------------|---------------|
| 2010 Ingresos | | |
| Enlace USA | \$ 1,057,760 | 88.1% |
| Other Foreign Sources | \$ 61,727 | 5.1% |
| Local Sources | \$ 8,831 | 0.7% |
| Team Labor | \$ 43,396 | 3.6% |
| Gifts-In-Kind | \$ 28,431 | 2.4% |
| Total | \$ 1,200,145 | 100.0% |

| EES | | |
|----------------------------|---------------------|---------------|
| 2010 Egresos | | |
| Support Services | \$ 170,276 | 16.0% |
| Church & Community | \$ 173,184 | 16.3% |
| Economic Development | \$ 54,969 | 5.2% |
| Research & Development | \$ 23,764 | 2.2% |
| Heathy Communities | \$ 185,980 | 17.5% |
| Project Milagro | \$ 90,215 | 8.5% |
| Infrastructure Initiatives | \$ 320,149 | 30.1% |
| Special Projects | \$ 46,624 | 4.4% |
| Gifts-In-Kind | \$ - | 0.0% |
| Total | \$ 1,065,161 | 100.0% |

Net Ingresos and Egresos **\$ 134,984**

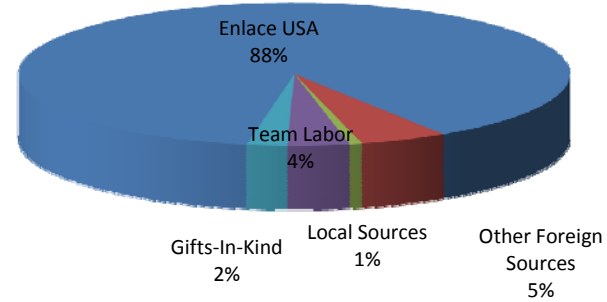
ENLACE ES

Statement of Financial Position

| | 2010 | 2009 | Difference |
|---|---------------------|---------------------|-------------------|
| cash and cash equivalents | \$ 419,683 | \$ 95,237 | \$ 324,446 |
| grants receivable | \$ - | \$ 120,000 | \$ (120,000) |
| accounts receivable | \$ 52,678 | \$ 146,864 | \$ (94,186) |
| prepaid expenses | \$ 24,307 | \$ 5,960 | \$ 18,347 |
| Inventory | \$ - | \$ - | \$ - |
| property | \$ 463,627 | \$ 484,955 | \$ (21,328) |
| other fixed assets | \$ 139,515 | \$ 148,385 | \$ (8,870) |
| projects and programs in process | \$ 241,416 | \$ 201,767 | \$ 39,649 |
| total assets | \$ 1,341,226 | \$ 1,203,168 | \$ 138,058 |
| accounts payable | \$ 18,019 | \$ 14,945 | \$ 3,074 |
| accrued expenses | \$ - | \$ - | \$ - |
| loans payable | \$ - | \$ - | \$ - |
| unrestricted & temporary restricted | \$ 1,323,207 | \$ 1,188,223 | \$ 134,984 |
| total liabilities and net assets | \$ 1,341,226 | \$ 1,203,168 | \$ 138,058 |

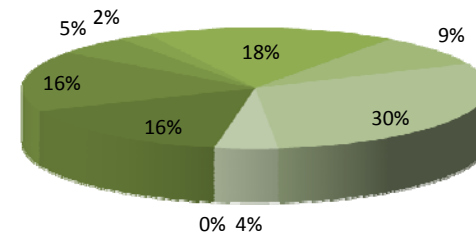
unrestricted restricted \$0 \$469,411
temporarily restricted \$0 \$733,757

ENLACE ES 2010 REVENUE



ENLACE ES 2010 DISBURSEMENTS

- Support Services
- Church & Community
- Economic Development
- Research & Development
- Heathy Communities
- Project Milagro
- Infrastructure Initiatives
- Special Projects
- Gifts-In-Kind



**ENLACE USA
2010 ANNUAL REPORT - FINANCIAL INFORMATION**

WIP 11-Mar-11

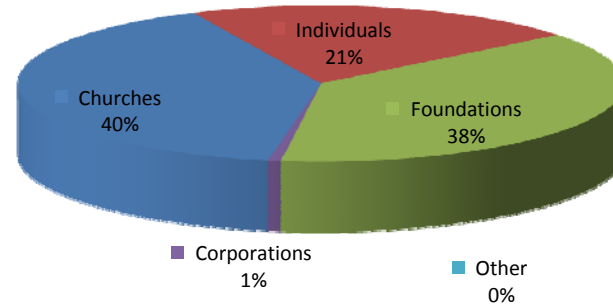
| EUS | 2010 Ingresos | |
|--------------|----------------------|---------------|
| Churches | \$ 545,062 | 40.3% |
| Individuals | \$ 286,898 | 21.2% |
| Foundations | \$ 511,380 | 37.8% |
| Corporations | \$ 9,100 | 0.7% |
| Other | \$ - | 0.0% |
| Total | \$ 1,352,440 | 100.0% |

| EUS | 2010 Egresos | |
|-----------------------------|---------------------|---------------|
| Administration | \$ 27,872 | 2.1% |
| Fundraising | \$ 36,323 | 2.7% |
| US Programs | \$ 70,669 | 5.2% |
| Missionary Volunteers | \$ 122,391 | 9.1% |
| Foreign Programs & Projects | \$ 1,092,075 | 80.9% |
| Total | \$ 1,349,330 | 100.0% |

Net Ingresos and Egresos \$ 3,110

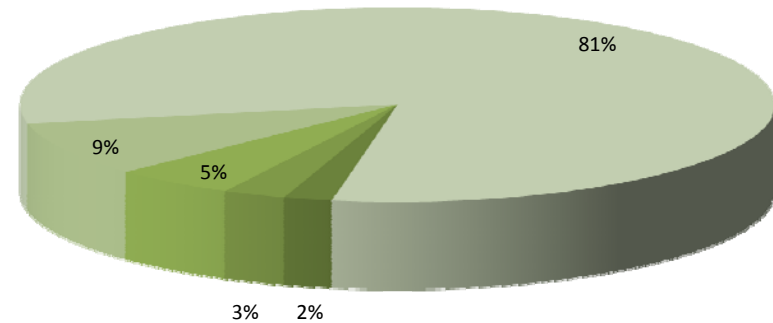
Fixed Asset Purchases \$ -

ENLACE USA 2010 REVENUE



ENLACE USA 2010 DISBURSEMENTS

- Administration
- Fundraising
- US Programs
- Missionary Volunteers
- Foreign Programs & Projects



| EUS Statement of Financial Position | ENLACE USA | | |
|--|-------------------|------------------|--------------------|
| | 2010 | 2009 | Difference |
| cash and cash equivalents | \$76,898 | \$334,400 | (\$257,502) |
| receivables | \$4,183 | \$0 | \$4,183 |
| fixed assets | \$3,770 | \$7,551 | (\$3,781) |
| prepaid expenses | \$0 | \$9,849 | (\$9,849) |
| total assets | \$84,851 | \$351,800 | (\$266,949) |
| payables | \$2,000 | \$0 | \$2,000 |
| donations payable | \$55,502 | \$327,561 | (\$272,059) |
| unrestricted & temporarily restricted | \$27,349 | \$24,239 | \$3,110 |
| total liabilities and net assets | \$84,851 | \$351,800 | (\$266,949) |